




Air Operated Diaphragm Pump



FEATURES

- **Stall-Free Design** – Our “posi-shift”, tandem spool air distribution valve insures reliable operation in all types of low pressure and start/stop applications. In addition, fewer parts and no o-rings result in easier maintenance.
- **Oil-less Air Valve** – No metal-to-metal wearing surfaces. State-of-the-art materials and precision manufacturing techniques provide the industry’s original completely oil-less design. This design means no oil misting into the environment that would create an unhealthy working condition, and no oil, lubricants or grease to contaminate your products. Our oil-less design results in lower operating and maintenance costs. This design has been field proven and working trouble-free since 1984.
- **Externally Serviceable Air Valve** – No need to disassemble the pump for routine maintenance. The air valve can be quickly and easily maintained with minimal downtime.
- **Variety of Elastomers** - AOD® pumps can be assembled with the elastomer that matches your application; Neoprene, Buna-N, Nordel®, Teflon®, Santoprene®, and Viton® are all available.

AOD1 - *(-A, -C, -S)

*Pump Body Materials

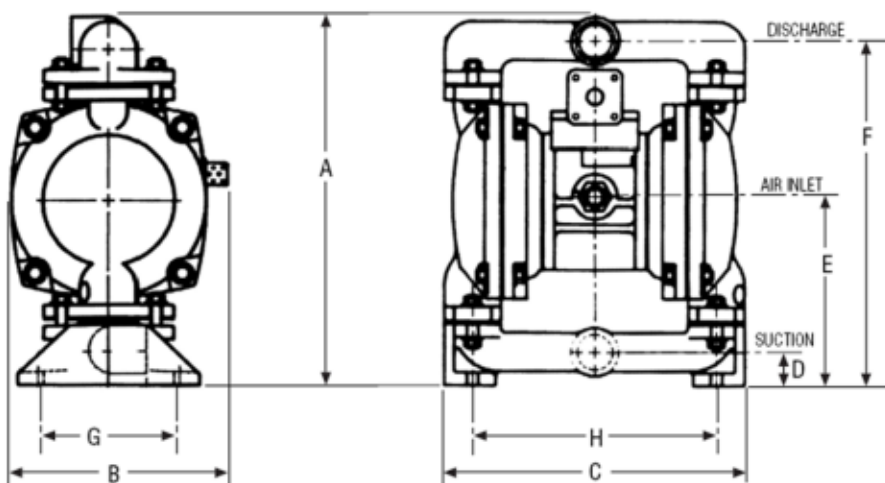
A - Aluminum
C - Cast Iron
S - Stainless Steel

Elastomers

Buna-N Santoprene®
Neoprene Teflon®
Nordel® Viton®

Applications

- Aircraft Industry
- Automotive
- Beverage Industry
- Chemical and Petroleum
- Glass and Fiberglass
- Marine
- Metal and Steel
- Mine and Construction
- Paint
- Paper and Wood



MODEL (Dimensions)	Aluminum AOD1-Axxx	Cast Iron AOD1-Cxxx	Stainless Steel AOD1-Sxxx
SUCTION (Bottom) Inches	1 FNPT, BSP	1 FNPT, BSP	1 FNPT, BSP
DISCHARGE (Top) Inches	1 FNPT, BSP	1 FNPT, BSP	1 FNPT, BSP
A – Total Height Inches (mm)	14.25 (362)	14.25 (362)	14.25 (362)
B – Total Depth Inches (mm)	7.5 (191)	7.5 (191)	7.5 (191)
C – Total Width Inches (mm)	11.63 (295)	11.63 (295)	11.19 (284)
Air Inlet Size	3/8" FNPT	3/8" FNPT	3/8" FNPT
Air Exhaust Size	1/2" FNPT	1/2" FNPT	1/2" FNPT
D – Suction Inches (mm)	1.31 (33)	1.31 (33)	1.31 (33)
E – Air Inlet Inches (mm)	7.38 (187)	7.38 (187)	7.38 (187)
F – Discharge Inches (mm)	13.31 (338)	13.31 (338)	13.31 (338)
G – Mounting Inches (mm)	5.5 (133)	5.5 (133)	5.5 (133)
H – Mounting Inches (mm)	9.5 (241)	9.5 (241)	9.5 (241)

NOTE: Pump dimensions may vary depending on configuration. Dimensions are to be used for reference only.



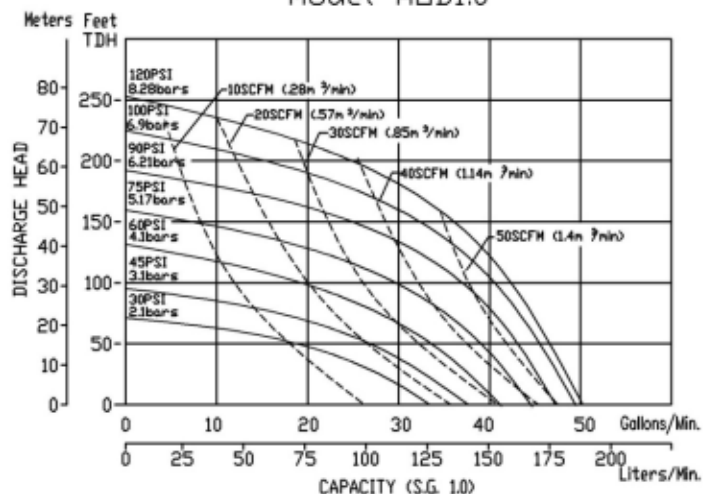
AOD® is a registered trademark of Price® Pump Co.; Teflon® is a registered trademark of DuPont; Viton® and Nordel® are registered trademarks of DuPont Dow Elastomers; Santoprene® is a registered trademark of Monsanto Company.

Rev. Date: Nov. 2010

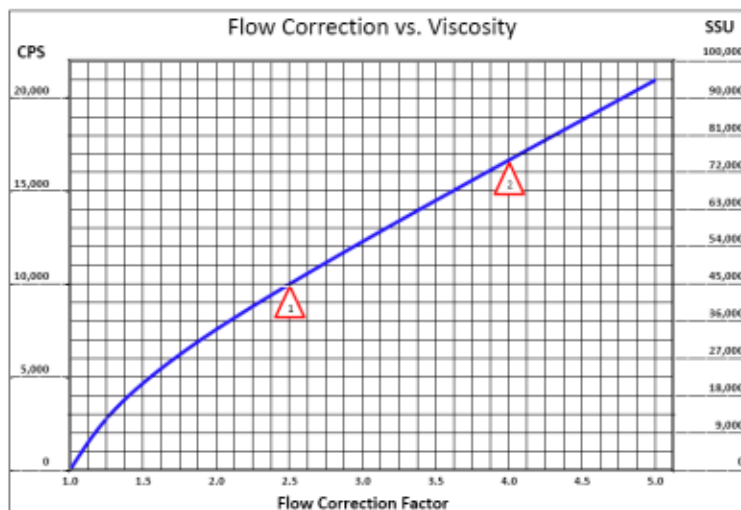


AOD1 -A, -C, -S

Model AOD1.0



The performance curves shown and other published literature reflect an average performance for all materials and all elastomers, including Teflon®. Derating of the performance is not necessary for Teflon® fitted pumps.



To determine the correction flow rate, find the intersection of the VISCOSITY on the above curve and read the FLOW CORRECTION FACTOR. Multiply this factor by the desired flow of the pump and use this new flow rate to select a pump from the performance curves.

Example Δ 10,000 CPS = 2.5 Flow Correction Factor.

If viscous flow desired is 42 GPM, then multiply 42 by 2.5 = 105 (GPM equivalent water flow)

Example Δ 74,000 SSU = 4.0 Flow Correction Factor.

If viscous flow desired is 35 GPM, then multiply 35 by 4.0 = 140 (GPM equivalent water flow)

Technical Data

Maximum flow	GPM (liters per minute)	50 (190)
Displacement/Stroke	Gal (liters)	
Elastomer Diaphragms		0.18 (.68)
Teflon® Diaphragms		0.12 (.45)
Max Air Inlet Pressure	PSI (bar)	125 (8.8)
Max Spherical Solids Size	IN (mm)	1/8 (3.2)
High Liquid Temp. Limit	*(See elastomer specs. below)	
Low Liquid Temp. Limit	°F (°C)	32 (0)
Shipping Weight	Lbs (kg)	
Aluminum		34 (15.4)
Cast Iron		53 (24.0)
Stainless Steel		45 (20.4)

*Elastomers

Maximum Liquid Temperature

MATERIAL	AL, CI, SS	Kit P/N
Buna-N	180°F (82°C)	45-761-10
Neoprene	180°F (82°C)	45-761-00
Nordel®	180°F (82°C)	45-761-30
Santoprene®	212°F (100°C)	45-761-60
Teflon®	212°F (100°C)	46-386-00
Viton®	248°F (120°C)	45-761-20

Materials of Construction

Air Valve Housing	Fiberglass, glass filled
Air Chambers	Aluminum
Spool Housing	Anodized Aluminum**
Pump External Finish	Blue Enamel Paint
Valve Type	Elastomeric Ball

** - Optional 316 stainless steel, consult factory

Suction Lifts

Elastomer Type (Material)	Dry Prime FT (meters)	Wet Prime FT (meters)
Standard (Cast Iron)	20 (6.1)	20 (6.1)
Standard (AL, SS)	10 (3.0)	18 (5.5)
Teflon® (AL, SS)	13 (4.0)	18 (5.5)